Section 7

IP67 Combination D-SUB Connectors







Part Number Creator

6 0 0 7 W 2 S A M 6 2 B 3 O X

Product Line
6 = Shell: Brass tin plated with die-cast frame
4* = Shell: Brass tin plated with or without plastic frame
8* = Shell: Stainless steel with or without die-cast frame
9* = Shell: Stainless steel with plastic frame
* on request

Variations
Shellsize 1 = 5W1, 2W2C
Shellsize 2 = 3W3, 7W2, 11W1, 3W3C
Shellsize 3 = 5W5, 9W4, 13W3, 17W2, 21W1
Shellsize 4 = 8W8, 13W6, 17W5, 21WA4, 25W3, 27W2
Shellsize 5 = 24W7, 36W4, 43W2, 47W1
Empty positions ADD „0" for example 007W2

Contact type
P = Plug connector
S = Socket connector

Plating code/Quality class for signal contacts
A = Quality class 3 = 50 mating cycles
B = Quality class 2 = 200 mating cycles
C = Quality class 1 = 500 mating cycles
X = without signal contact

Termination applies to signal contacts only
M = Solder cup
R = Solder pin – Straight
T = Solder pin – Angled, .189"/4.80 mm
U = Solder pin – Angled, .276"/7.00 mm
Z = Solder pin – Angled, .465"/11.80 mm X = 3W3, 5W5, 8W8, 2W2C, 3W3C

Termination for high power or coaxial contacts

Quality class 3 / Quality class 1		Quality class 3 / Quality class 1		Quality class 3 / Quality class 1	
61 / 41	= Solder cup 10 A	85 / 65	= Solder pin – Angled 30 A	G9 / 78	= 3 solder pins angled 50 Ω
62 / 42	= Solder cup 20 A	81 / 66	= Solder pin – Angled 20 A	H1 / 79	= 3 solder pins angled 50 Ω
68 / 48	= Solder pin – Straight 20 A, D= .077" 1.95 mm	82 / 67	= Solder pin – Angled 30 A	H2 / 88	= 3 solder pins angled 75 Ω
69 / 49	= Solder pin – Straight 20 A, D= .102" 2.60 mm	F9 / H4	= Cable connection straight 75 Ω	H3 / 89	= 3 solder pins angled 75 Ω
70 / 50	= Solder pin – Straight 20 A, D= .112" 2.85 mm	G1 / H5	= Cable connection straight 75 Ω	R1	= Screw Crimp 10 A
71 / 51	= Solder pin – Straight 30 A, D= .125" 3.18 mm	G2 / H6	= Cable connection straight50 Ω	R2	= Screw Crimp 20A
72 / 52	= Solder pin – Straight 40 A, D= .148" 3.75 mm	G3 / H7	= Cable connection straight 50 Ω	R3	= Screw Crimp 30A
59 / 55	= Solder pin – Angled 15 A	G4 / H8	= Cable connection straight 50 Ω	R4	= Screw Crimp 40A
73 / 56	= Solder pin – Angled 20 A	G5 / H9	= Cable connection straight 50 Ω		
74 / 57	= Solder pin – Angled 30 A	G6 / K1	= Cable connection straight 50 Ω		
75 / 58	= Solder pin – Angled 40 A	G7 / 76	= 3 solder pins straight 50 Ω		
77 / 60	= Solder pin – Angled 40 A	G8 / 86	= 3 solder pins straight 75 Ω		

Mounting style
A1 = Riveted through hole for hood assembly
B3 = 4-40 UNC threaded insert
B5 = 4-40 UNC front spacer
E2 = 4-40 UNC threaded rear spacer with PCB clip, PCB .063" 1.60 mm
S2 = Metal bracket, 4-40 UNC threaded insert
S4 = Metal bracket, 4-40 UNC threaded insert and PCB clip
R2 = Metal bracket, 4-40 UNC threaded insert
R4 = Metal bracket, 4-40 UNC threaded insert PCB clip

OX = Standard

IP67 Combination D-SUB Connectors

Product specification
Standard

Basic material	Connectors with		
	Signal contacts	Coaxial contacts	High power contacts
Contact	Copper alloy		
Contact plating	Flash gold over nickel		
Insulator (Connector)	PBT GF UL 94 V-0 (Connectors)		
Insulator (Contacts)		PTFE/PBTP/PI (Contacts)	
Shell	Brass tin plated (Stainless steel on request)		
Retaining clip		Copper alloy	
Technical Data			
Test voltage	1000 V, 50 Hz, 1 min.	750 V, 50 Hz, 1 min.	1000 V, 50 Hz, 1 min.
Working voltage	250 V AC/DC depending on isolation coordination refer to DIN VDE 0110 / IEC 664-1		
Current rating	7.5 A (UL) / 5 A (CSA, VDE)	2 A	10 - 40 A (UL)
Resistance between mated contacts	max. 10 mΩ	max. 2.7 mΩ	max. 1 mΩ
Insulation resistance	≥ 5 GΩ	≥1 GΩ	≥ 5 GΩ
Characteristic impedance		50/75 Ω	
Frequency range		0-2 GHz	
VSWR-value according MIL-C-39012		≤ 1.2 @ 1.2 GHz ≤ 1.3 @ 1.5 GHz ≤ 1.5 @ 2.0 GHz	
Operating temperature	- 25 °C to + 105 °C		
Mounting style Front or rear panel mounting Panel thickness	min. 1 mm to 1.6 mm		
Insertion force per contact	3.4 N	7 N	7 N
Extraction force per contact	0.2 N	7 N	approx. 5 N
Quality class	A = Quality class 3 = 50 mating cycles B = Quality class 2 = 200 mating cycles C = Quality class 1 = 500 mating cycles		

Recommended wave-solder parameters	Preheating		Solder terminal dipping parameters	
	Temperature	duration	max. Solder bath temperature	max. terminal immersion time
IP67 Combination D-SUB Standard	120 °C	120 s	240 °C	5 s

Technical specifications are subject to change without notice

IP67 Combination D-SUB Connectors

Product specification
Solid Body

Basic material	Solid Body Connectors with			
	D-SUB signal contacts	HD-SUB signal contacts	Coaxial contacts	High power contacts
Contact	Copper alloy			
Contact plating	Flash gold over nickel			
Insulator (Connector)	PBT GF UL 94 V-0			
Insulator (Contacts)			PBT GF UL 94 V-0	
Shell	Zinc die-cast nickel plated			
Retaining clip			Copper alloy	
Technical Data				
Test voltage	1000 V, 50 Hz, 1 min.	1000 V, 50 Hz, 1 min.	750 V, 50 Hz, 1 min.	1000 V, 50 Hz, 1 min.
Working voltage	250 V AC/DC	60 V AC/DC	250 V AC/DC	250 V AC/DC
	depending on isolation coordination refer to DIN VDE 0110 / IEC 664-1			
Current rating	7.5 A (UL) / 5 A (CSA, VDE)	3 A (UL, VDE) / 2.5 A (CSA)	2 A	10 - 40 A (UL)
Resistance between mated contacts	max. 10 mΩ	max. 10 mΩ	max. 2.7 mΩ	max. 1 mΩ
Insulation resistance	≥ 5 GΩ	max. 10 mΩ	≥ 1 GΩ	≥ 5 GΩ
Characteristic impedance			50/75 Ω	
Frequency range			0-2 GHz	
VSWR-value according MIL-C-39012			≤ 1.2 @ 1.2 GHz ≤ 1.3 @ 1.5 GHz ≤ 1.5 @ 2.0 GHz	
Operating temperature	- 40 °C to + 105 °C			
Mounting style Front or rear panel mounting Panel thickness	min. 1 mm to 1.6 mm			
Insertion force per contact	3.4 N	3.4 N	7 N	7 N
Extraction force per contact	0.2 N	0.2 N	7 N	approx. 5 N
Quality class	A = Quality class 3 = 50 mating cycles B = Quality class 2 = 200 mating cycles C = Quality class 1 = 500 mating cycles			

Recommended wave-solder parameters	Preheating		Solder terminal dipping parameters	
	Temperature	duration	max. Solder bath temperature	max. terminal immersion time
IP67 Combination D-SUB Solid Body	150 °C	180 s	265 °C	8 s

Technical specifications are subject to change without notice

IP67 Combination D-SUB Connectors

Product specification
CONEC SlimCon

Basic material	CONEC SlimCon Connectors with			
	D-SUB signal contacts	HD-SUB signal contacts	Coaxial contacts	High power contacts
Contact	Copper alloy			
Contact plating	Flash gold over nickel			
Insulator	PBT GF UL 94 V-0			
Insulator			PTFE/PBTP/PI	
Shell	Zinc die-cast nickel plated			
Retaining clip			Copper alloy	
Technische Daten				
Test voltage	1000 V, 50 Hz, 1 min.	1000 V, 50 Hz, 1 min.	750 V, 50 Hz, 1 min.	1000 V, 50 Hz, 1 min.
Working voltage	250 V AC/DC	60 V AC/DC	250 V AC/DC	250 V AC/DC
	depending on isolation coordination refer to DIN VDE 0110 / IEC 664-1			
Current rating	7.5 A (UL) / 5 A (CSA, VDE)	3 A (UL, VDE) / 2.5 A (CSA)	2 A	10 - 40 A (UL)
Resistance between mated contacts	max. 10 mΩ	max. 10 mΩ	max. 2.7 mΩ	max. 1 mΩ
Insulation resistance	≥ 5 GΩ	max. 10 mΩ	≥ 1 GΩ	≥ 5 GΩ
Characteristic impedance			50/75 Ω	
Frequency range			0-2 GHz	
VSWR-value according MIL-C-39012			≤ 1.2 @ 1.2 GHz ≤ 1.3 @ 1.5 GHz ≤ 1.5 @ 2.0 GHz	
Operating temperature	- 40 °C bis + 105 °C			
Mounting style Front or rear panel mounting Panel thickness	min. 0.8 mm to 1.3 mm			
Insertion force per contact	3.4 N	3.4 N	7 N	7 N
Extraction force per contact	0.2 N	0.2 N	7 N	approx. 5 N
Quality class	A = Quality class 3 = 50 mating cycles B = Quality class 2 = 200 mating cycles C = Quality class 1 = 500 mating cycles			

Recommended wave-solder parameters	Preheating		Solder terminal dipping parameters	
	Temperature	duration	max. Solder bath temperature	max. terminal immersion time
IP67 Combination D-SUB CONEC SlimCon	150 °C	180 s	265 °C	8 s

Technical specifications are subject to change without notice

Panel mounting

Front panel mounting

Back panel mounting



The hex bolts illustrated here (4-40 UNC or M3 threads) are included in the delivery complement of every connector with a sealing frame. The length of this spacer has been selected to accommodate a panel thickness of .063"/1.6 mm (standard & solid body)/.051"/1.3 mm (CONEC SlimCon) such that it does not extend beyond the plug-in height. Material: stainless steel.

Technical specifications are subject to change without notice.

Mating conditions

Max. tilt angle for connector mating

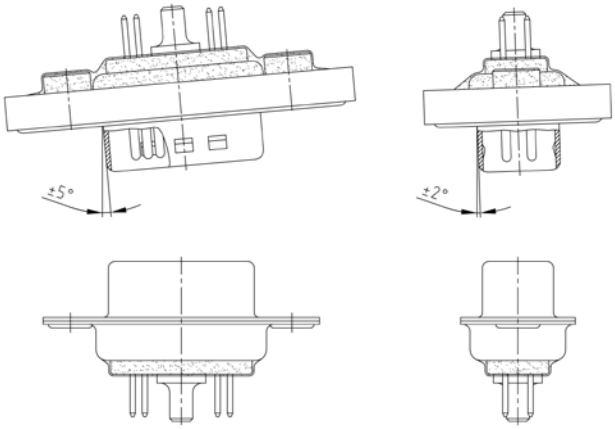

Range for safe contact

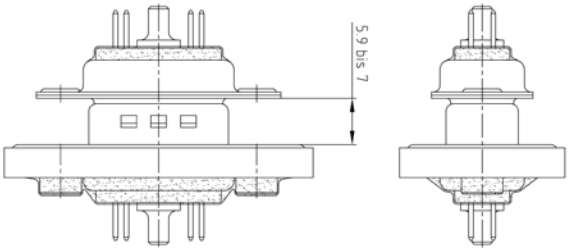

Lock-in range

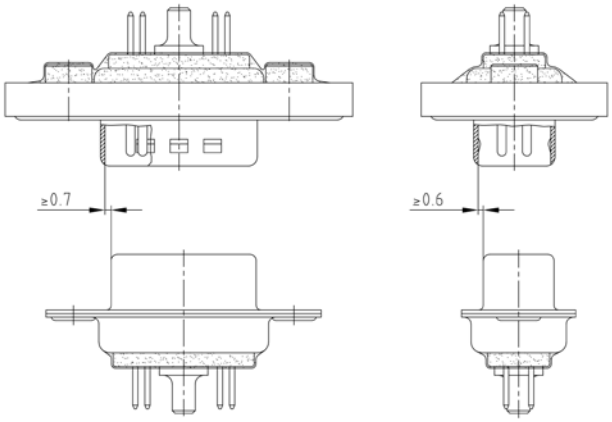

Panel cut-out

Back panel mounting

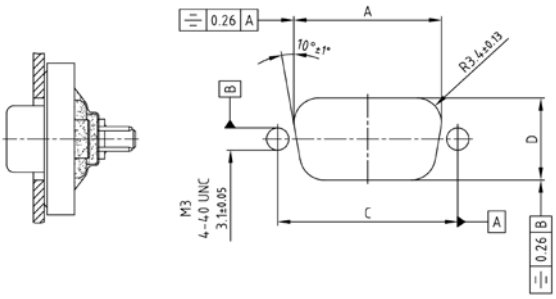

Front panel mounting

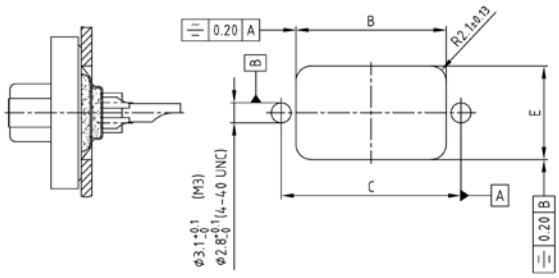

Shell size	A ± 0.1	B ± 0.1	C ± 0.1	D ± 0.1	E ± 0.1
1	20.50	20.90	25.00	11.40	13.00
2	28.80	29.20	33.30	11.40	13.00
3	42.50	42.90	47.04	11.40	13.00
4	59.10	59.40	63.50	11.40	13.00
5	56.30	57.00	61.10	14.10	15.80

Technical specifications are subject to change without notice.

IP67 Combination D-SUB Connectors
CONEC SlimCon with high power contacts 20 A

Solder cup straight
Precision machined contacts, AWG 12-14

One-piece zinc die-cast nickel plated shell
Quality class 3 (A) = 50 mating cyles
Stainless steel hex bolts are supplied loose
On request:
- *Quality class 1 (C) = 500 mating cycles*

4-40 UNC threaded insert



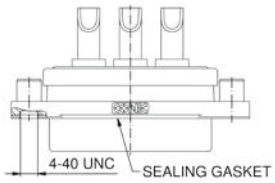

No. of poles	*Current rating high power contacts [A]*	*Working voltage [V]*	*Quality class*	*Part No. Socket contact*	*Part No. Plug contact*
3W3	20	250	3	15-007953	15-008083
5W5				15-007963	15-008093

4-40 UNC threaded insert, coded version

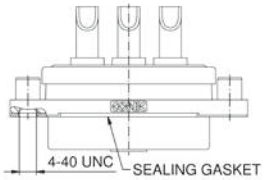

2W2C	20	250	3	15-007933	
3W3C				15-007943	15-008073

IP67 Combination D-SUB Connectors
CONEC SlimCon with signal contacts & high power contacts 20 A

Solder cup straight
Precision machined contacts, AWG 20 and AWG 12-14

One-piece zinc die-cast nickel plated shell
Quality class 3 (A) = 50 mating cyles
Stainless steel hex bolts are supplied loose
On request:
- *Quality class 1 (C) = 500 mating cycles*

4-40 UNC threaded insert



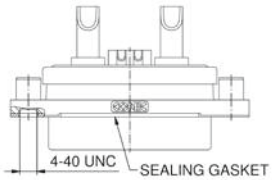

No. of poles	*Current rating signal contacts [A]*	*Current rating high power contacts [A]*	*Working voltage [V]*	*Quality class*	*Part No. Socket contact*	*Part No. Plug contact*
7W2	75 (UL) / 5 (CSA VDE)	20	250	3	15-007973	15-008103

IP67 Combination D-SUB Connectors
CONEC SlimCon with high power contacts 20 A

Solder pin straight
Precision machined contacts

One-piece zinc die-cast nickel plated shell
Quality class 3 (A) = 50 mating cyles
Stainless steel hex bolts are supplied loose
On request:
- *Quality class 1 (C) = 500 mating cycles*

4-40 UNC front, threaded rear spacer clip for PCB 1.6 mm

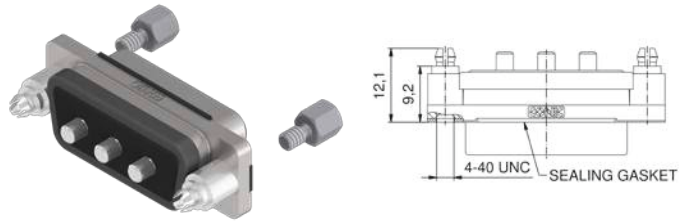

No. of poles	Current rating high power contacts [A]	Betriebsspannung [V]	Quality class	Part No. Socket contact	Part No. Plug contact
3W3	20	250	3	15-007083	15-007213
5W5				15-007093	15-007223

4-40 UNC front, threaded rear spacer clip for PCB 1.6 mm, coded version

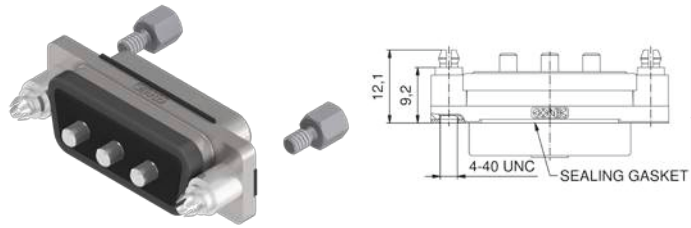

No. of poles	Current rating high power contacts [A]	Betriebsspannung [V]	Quality class	Part No. Socket contact	Part No. Plug contact
2W2C	20	250	3	15-007063	
3W3C				15-007073	15-007203

IP67 Combination D-SUB Connectors
CONEC SlimCon with signal contacts & high power contacts 20 A

Solder pin straight
Precision machined contacts

One-piece zinc die-cast nickel plated shell
Quality class 3 (A) = 50 mating cyles
Stainless steel hex bolts are supplied loose
On request:
- *Quality class 1 (C) = 500 mating cycles*

4-40 UNC front, threaded rear spacer clip for PCB 1.6 mm

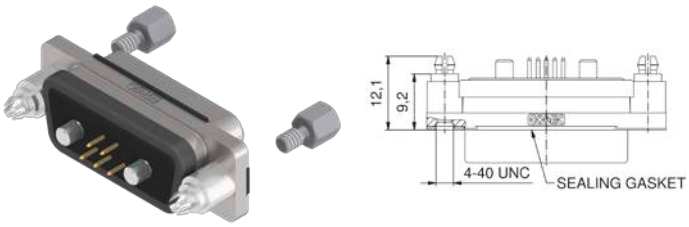

No. of poles	Current rating signal contacts [A]	Current rating high power contacts [A]	Working voltage [V]	Quality class	Part No. Socket contact	Part No. Plug contact
7W2	7,5 (UL) / 5 (CSA, VDE)	20	250	3	15-007103	15-007233

IP67 Combination D-SUB Connectors
CONEC SlimCon with high power contacts 20 A

Solder pin angled
Precision machined contacts, metal bracket

One-piece zinc die-cast nickel plated shell
Quality class 3 (A) = 50 mating cyles
Stainless steel hex bolts are supplied loose
On request:
- *Quality class 1 (C) = 500 mating cycles*

Mounting bracket PCB clip

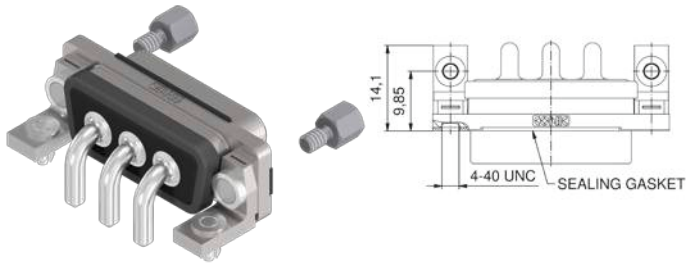

No. of poles	Current rating high power contacts [A]	Working voltage [V]	Quality class	Part No. Socket contact	Part No. Plug contact
3W3	20	250	3	15-007353	15-007483
5W5				15-007363	15-007493

Mounting bracket PCB clip, coded version

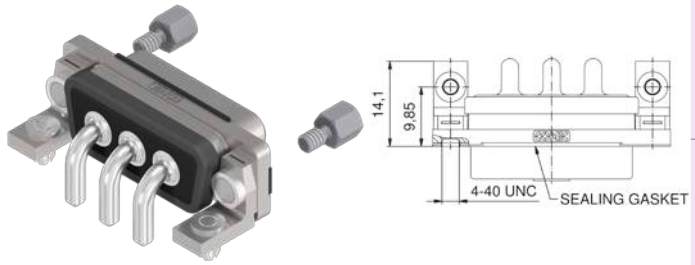

No. of poles	Current rating high power contacts [A]	Working voltage [V]	Quality class	Part No. Socket contact	Part No. Plug contact
2W2C	20	250	3	15-007333	
3W3C				15-007343	15-007483

IP67 Combination D-SUB Connectors
CONEC SlimCon with signal contacts & high power contacts 20 A

Solder pin angled, .338"/8.6 mm
Precision machined contacts, metal bracket

One-piece zinc die-cast nickel plated shell
Quality class 3 (A) = 50 mating cyles
Stainless steel hex bolts are supplied loose
On request:
- *Quality class 1 (C) = 500 mating cycles*

Mounting bracket PCB clip

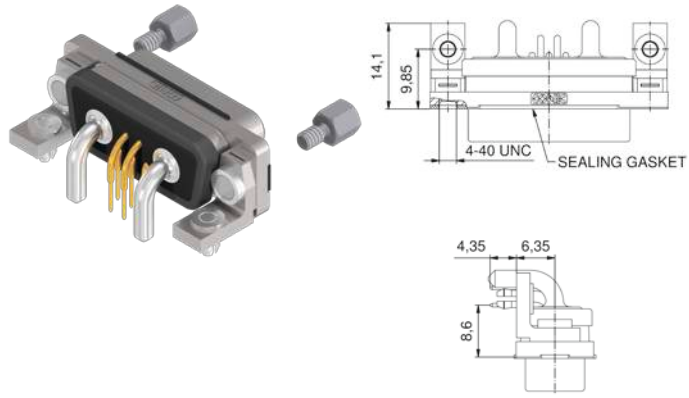

No. of poles	Current rating signal contacts [A]	Current rating high power contacts [A]	Working voltage [V]	Quality class	Part No. Socket contact	Part No. Plug contact
7W2	7,5 (UL) / 5 (CSA VDE)	20	250	3	15-007373	15-007503

IP67 Combination D-SUB Connectors
Solid Body with signal & high power contacts 20 A

Solder cup straight
Precision machined contacts, AWG 20 and AWG 12-14

One-piece zinc die-cast nickel plated shell
Quality class 3 (A) = 50 mating cyles
Stainless steel hex bolts are supplied loose
On request:
- *Quality class 1 (C) = 500 mating cycles*

4-40 UNC threaded insert



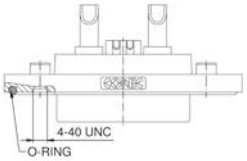

No. of poles	Current rating signal contacts [A]	Current rating high power contacts [A]	Working voltage [V]	Quality class	Part No. Socket contact	Part No. Plug contact
5W1	7.5 (UL) / 5 (CSA, VDE)	20	250	3	15-005063	15-005193
7W2					15-001103	15-004643
11W1					15-005073	15-005203
9W4					15-005083	15-005213
13W3					15-004563	15-004553
17W2					15-004453	15-004543
21W1					15-005093	15-005223
13W6					15-005103	15-005233
17W5					15-005113	15-005243
21WA4					15-005123	15-005253
25W3					15-005133	15-005263
27W2					15-005143	15-005273
24W7					15-005153	15-005283
36W4					15-005163	15-005293
43W2					15-005173	15-005303
47W1					15-005183	15-005313

Solder pin straight
Precision machined contacts

4-40 UNC front, threaded rear spacer clip for PCB 1.6 mm

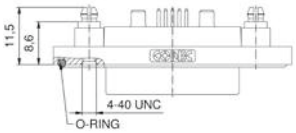

No. of poles	Current rating signal contacts [A]	Current rating high power contacts [A]	Working voltage [V]	Quality class	Part No. Socket contact	Part No. Plug contact
5W1	7.5 (UL) / 5 (CSA, VDE)	20	250	3	15-005323	15-005473
7W2					15-001823	15-001863
11W1					15-005333	15-005483
9W4					15-005343	15-005493
13W3					15-005353	15-005503
17W2					15-005363	15-005513
21W1					15-005373	15-005523
13W6					15-005383	15-005533
17W5					15-005393	15-005543
21WA4					15-005403	15-005553
25W3					15-005413	15-005563
27W2					15-005423	15-005573
24W7					15-005433	15-005583
36W4					15-005443	15-005593
43W2					15-005453	15-005603
47W1					15-005463	15-005613

IP67 Combination D-SUB Connectors
Solid Body with signal & high power contacts 20 A

Solder pin angled, .402"/10.2 mm
Precision machined contacts, metal bracket

One-piece zinc die-cast nickel plated shell
Quality class 3 (A) = 50 mating cyles
Stainless steel hex bolts are supplied loose
On request:
- *Quality class 1 (C) = 500 mating cycles*

Mounting bracket PCB clip



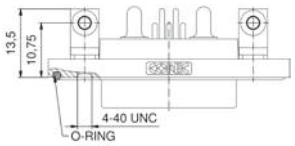

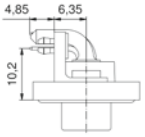

No. of poles	Current rating signal contacts [A]	Current rating high power contacts [A]	Working voltage [V]	Quality class	Part No. Socket contact	Part No. Plug contact
5W1	7,5 (UL) / 5 (CSA VDE)	20	250	3	15-005623	15-005763
7W2					15-001463	15-001503
11W1					15-005633	15-005773
9W4					15-005643	15-005783
13W3					15-005653	15-005793
17W2					15-005663	15-002323
21W1					15-005673	15-005803
13W6					15-005683	15-005813
17W5					15-005693	15-005823
21WA4					15-005703	15-005833
25W3					15-005713	15-002333
27W2					15-005723	15-005843
24W7					15-005733	15-005853
36W4					15-005743	15-002293
43W2					15-004593	15-005863
47W1					15-005753	15-005873

IP67 Combination D-SUB Connectors
Solid Body with high power contacts 20 A

Solder cup straight
Precision machined contacts, AWG 12-14

One-piece zinc die-cast nickel plated shell
Quality class 3 (A) = 50 mating cyles
Stainless steel hex bolts are supplied loose
On request:
- *Quality class 1 (C) = 500 mating cycles*

4-40 UNC threaded insert

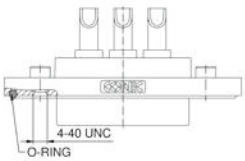

No. of poles	Current rating high power contacts [A]	Working voltage [V]	Quality class	Part No. Socket contact	Part No. Plug contact
3W3	20	250	3	15-001083	15-001123
5W5				15-001093	15-001133
8W8				15-001613	15-001653

4-40 UNC threaded insert, coded version

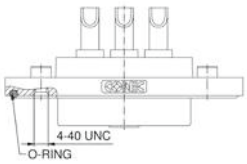

No. of poles	Current rating high power contacts [A]	Working voltage [V]	Quality class	Part No. Socket contact	Part No. Plug contact
2W2C	20	250	3	15-001063	
3W3C				15-001073	15-001113

IP67 Combination D-SUB Connectors
Solid Body with high power contacts 20 A

One-piece zinc die-cast nickel plated shell
Quality class 3 (A) = 50 mating cyles
Stainless steel hex bolts are supplied loose
On request:
- *Quality class 1 (C) = 500 mating cycles*

Solder pin straight
Precision machined contacts

4-40 UNC front, threaded rear spacer clip for PCB 1.6 mm	No. of poles	Current rating high power contacts [A]	Betriebsspannung [V]	Quality class	Part No. Socket contact	Part No. Plug contact
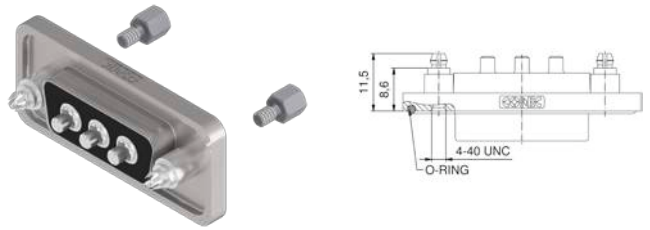	3W3	20	250	3	15-001803	15-001843
	5W5				15-001813	15-001853
	8W8				15-002023	

4-40 UNC front, threaded rear spacer clip for PCB 1.6 mm						
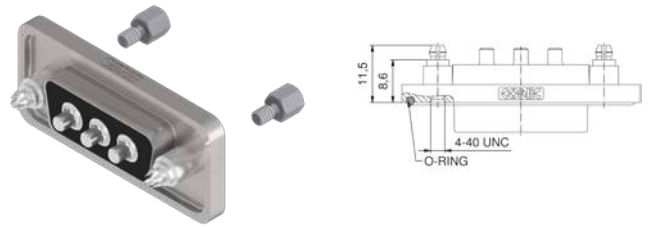	8W8	20	250	3	15-001783	15-001833
	3W3C				15-001793	15-005883

Solder pin angled
Precision machined contacts, metal bracket

Mounting bracket PCB clip					Part No. Socket contact	Part No. Plug contact
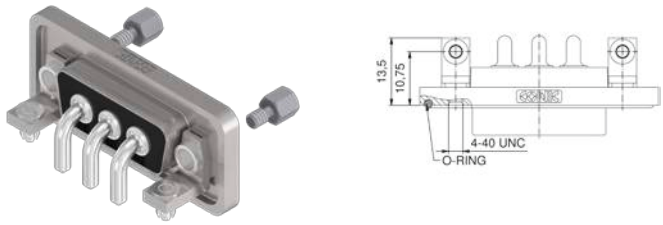	3W3	20	250	3	15-001443	15-001483
	5W5				15-001453	15-001493
	8W8				15-001963	15-001993

Mounting bracket PCB clip						
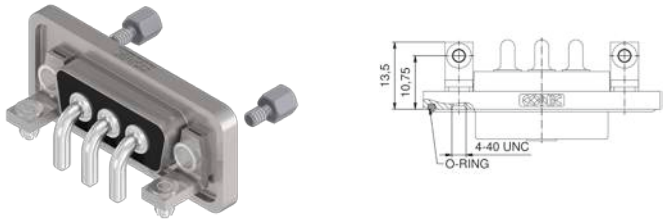	2W2C	20	250	3	15-001423	
	3W3C				15-001433	15-001473

IP67 Combination D-SUB Connectors
Solid Body with signal & high power contacts 20 A

One-piece zinc die-cast nickel plated shell
Quality class 3 (A) = 50 mating cyles
Stainless steel hex bolts are supplied loose
On request:
- *Quality class 1 (C) = 500 mating cycles*

Solder cup straight
Precision machined contacts, AWG 12-14

4-40 UNC threaded insert

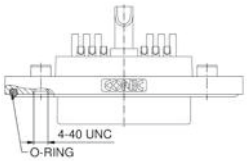

No. of poles	*Current rating signal contacts [A]*	*Current rating high power contacts [A]*	*Working voltage [V]*	*Quality class*	*Part No. Socket contact*	*Part No. Plug contact*
15W4	3 (UL, VDE) / 2.5 (CSA)	20	60	3	15-005893	15-005923
19W1					15-005903	15-005933
45W2					15-005913	15-005943

Solder pin straight
Precision machined contacts

4-40 UNC front, threaded rear spacer clip for PCB 1.6 mm

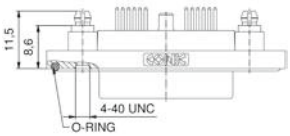

					Part No. Socket contact	*Part No. Plug contact*
15W4	3 (UL, VDE) / 2.5 (CSA)	20	60	3	15-005953	15-005983
19W1					15-005963	15-005993
45W2					15-005973	15-006003

Solder pin angled
Precision machined contacts, metal bracket

Mounting bracket PCB clip



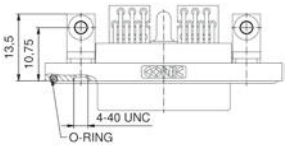

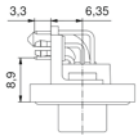

15W4	3 (UL, VDE) / 2.5 (CSA)	20	60	3	15-006013	15-006043
19W1					15-006023	15-006053
45W2					15-006033	15-006063

IP67 Combination D-SUB Connectors
With signal & high power contacts 10 A

Solder cup
Precision machined contacts, AWG 20

4-40 UNC threaded insert



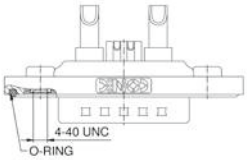

Shell: Brass tin plated
Nickel plated die-cast frame
Quality class 3 (A) = 50 mating cyles
Stainless steel hex bolts are supplied loose
On request:
- *Shell: Stainless steel*
- *Quality class 1 (C) = 500 mating cycles*
- *M3 thread*

No. of poles	Current rating signal contacts [A]	Current rating high power contacts [A]	Working voltage [V]	UL-File	Quality class	Part No. Socket contact	Part No. Plug contact
5W1	7.5 (UL) / 5 (CSA, VDE)	10	250	E202784	3	6005W1SAM**61**B30X	6005W1PAM**61**B30X
7W2					3	6007W2SAM**61**B30X	6007W2PAM**61**B30X
11W1					3	6011W1SAM**61**B30X	6011W1PAM**61**B30X
9W4					3	6009W4SAM**61**B30X	6009W4PAM**61**B30X
13W3					3	6013W3SAM**61**B30X	6013W3PAM**61**B30X
17W2					3	6017W2SAM**61**B30X	6017W2PAM**61**B30X
21W1					3	6021W1SAM**61**B30X	6021W1PAM**61**B30X
13W6					3	6013W6SAM**61**B30X	6013W6PAM**61**B30X
17W5					3	6017W5SAM**61**B30X	6017W5PAM**61**B30X
21WA4					3	621WA4SAM**61**B30X	621WA4PAM**61**B30X
25W3					3	6025W3SAM**61**B30X	6025W3PAM**61**B30X
27W2					3	6027W2SAM**61**B30X	6027W2PAM**61**B30X
24W7					3	6024W7SAM**61**B30X	6024W7PAM**61**B30X
36W4					3	6036W4SAM**61**B30X	6036W4PAM**61**B30X
43W2					3	6043W2SAM**61**B30X	6043W2PAM**61**B30X
47W1					3	6047W1SAM**61**B30X	6047W1PAM**61**B30X

For other Power contacts select code from spread sheet

Code	AWG	Current rating
61	16-20	10 A
62	12-14	20 A

IP67 Combination D-SUB Connectors
With signal & high power contacts 20 A

Solder pin straight
Precision machined contacts

4-40 UNC threaded insert

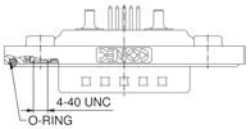

Shell: Brass tin plated
Nickel plated die-cast frame
Quality class 3 (A) = 50 mating cyles
Stainless steel hex bolts are supplied loose
On request:
- *Shell: Stainless steel*
- *Quality class 1 (C) = 500 mating cycles*
- *M3 thread*

No. of poles	Current rating signal contacts [A]	Current rating high power contacts [A]	Working voltage [V]	UL-File	Quality class	Part No. Socket contact	Part No. Plug contact
5W1	7.5 (UL) / 5 (CSA, VDE)	20	250	E202784	3	6005W1SAR**68**B30X	6005W1PAR**68**B30X
7W2					3	6007W2SAR**68**B30X	6007W2PAR**68**B30X
11W1					3	6011W1SAR**68**B30X	6011W1PAR**68**B30X
9W4					3	6009W4SAR**68**B30X	6009W4PAR**68**B30X
13W3					3	6013W3SAR**68**B30X	6013W3PAR**68**B30X
17W2					3	6017W2SAR**68**B30X	6017W2PAR**68**B30X
21W1					3	6021W1SAR**68**B30X	6021W1PAR**68**B30X
13W6					3	6013W6SAR**68**B30X	6013W6PAR**68**B30X
17W5					3	6017W5SAR**68**B30X	6017W5PAR**68**B30X
21WA4					3	621WA4SAR**68**B30X	621WA4PAR**68**B30X
25W3					3	6025W3SAR**68**B30X	6025W3PAR**68**B30X
27W2					3	6027W2SAR**68**B30X	6027W2PAR**68**B30X
24W7					3	6024W7SAR**68**B30X	6024W7PAR**68**B30X
36W4					3	6036W4SAR**68**B30X	6036W4PAR**68**B30X
43W2					3	6043W2SAR**68**B30X	6043W2PAR**68**B30X
47W1					3	6047W1SAR**68**B30X	6047W1PAR**68**B30X

For other Power contacts select code from spread sheet

Code	Current rating	Diameter solder pin
68	20 A	1.95
69	20 A	2.60
70	20 A	2.85
71	30 A	3.18
72	40 A	3.75

IP67 Combination D-SUB Connectors
With signal & high power contacts 20 A

Solder pin straight
Precision machined contacts, threaded rear spacer with PCB clip

4-40 UNC front, threaded rear spacer clip for PCB 1.6 mm

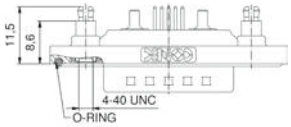

Shell: Brass tin plated
Nickel plated die-cast frame
Quality class 3 (A) = 50 mating cyles
Stainless steel hex bolts are supplied loose
On request:
- *Shell: Stainless steel*
- *Quality class 1 (C) = 500 mating cycles*
- *M3 thread*

No. of poles	Current rating signal contacts [A]	Current rating high power contacts [A]	Working voltage [V]	UL-File	Quality class	Part No. Socket contact	Part No. Plug contact
5W1	7.5 (UL) / 5 (CSA, VDE)	20	250	E202784	3	6005W1SAR68E20X	6005W1PAR68E20X
7W2					3	6007W2SAR68E20X	6007W2PAR68E20X
11W1					3	6011W1SAR68E20X	6011W1PAR68E20X
9W4					3	6009W4SAR68E20X	6009W4PAR68E20X
13W3					3	6013W3SAR68E20X	6013W3PAR68E20X
17W2					3	6017W2SAR68E20X	6017W2PAR68E20X
21W1					3	6021W1SAR68E20X	6021W1PAR68E20X
13W6					3	6013W6SAR68E20X	6013W6PAR68E20X
17W5					3	6017W5SAR68E20X	6017W5PAR68E20X
21WA4					3	621WA4SAR68E20X	621WA4PAR68E20X
25W3					3	6025W3SAR68E20X	6025W3PAR68E20X
27W2					3	6027W2SAR68E20X	6027W2PAR68E20X
24W7					3	6024W7SAR68E20X	6024W7PAR68E20X
36W4					3	6036W4SAR68E20X	6036W4PAR68E20X
43W2					3	6043W2SAR68E20X	6043W2PAR68E20X
47W1					3	6047W1SAR68E20X	6047W1PAR68E20X

For other Power contacts select code from spread sheet

Code	Current rating	Diameter solder pin
68	20 A	1.95
69	20 A	2.60
70	20 A	2.85
71	30 A	3.18
72	40 A	3.75

IP67 Combination D-SUB Connectors
With signal & high power contacts 15 A

Solder pin angled, .338"/8.6 mm
Precision machined contacts, metal bracket

4-40 UNC threaded insert



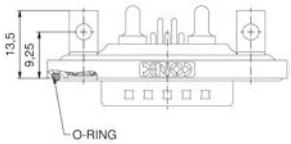

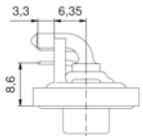

Shell: Brass tin plated
Nickel plated die-cast frame
Quality class 3 (A) = 50 mating cyles
Stainless steel hex bolts are supplied loose
On request:
- *Shell: Stainless steel*
- *Quality class 1 (C) = 500 mating cycles*
- *M3 thread*

No. of poles	Current rating signal contacts [A]	Current rating high power contacts [A]	Working voltage [V]	UL-File	Quality class	Part No. Socket contact	Part No. Plug contact
5W1	7.5 (UL) / 5 (CSA, VDE)	15	250	E202784	3	6005W1SAT59S20X	6005W1PAT59S20X
7W2					3	6007W2SAT59S20X	6007W2PAT59S20X
11W1					3	6011W1SAT59S20X	6011W1PAT59S20X
9W4					3	6009W4SAT59S20X	6009W4PAT59S20X
13W3					3	6013W3SAT59S20X	6013W3PAT59S20X
17W2					3	6017W2SAT59S20X	6017W2PAT59S20X
21W1					3	6021W1SAT59S20X	6021W1PAT59S20X
13W6					3	6013W6SAT59S20X	6013W6PAT59S20X
17W5					3	6017W5SAT59S20X	6017W5PAT59S20X
21WA4					3	621WA4SAT59S20X	621WA4PAT59S20X
25W3					3	6025W3SAT59S20X	6025W3PAT59S20X
27W2					3	6027W2SAT59S20X	6027W2PAT59S20X
24W7					3	6024W7SAT81S20X	6024W7PAT81S20X
36W4					3	6036W4SAT81S20X	6036W4PAT81S20X
43W2					3	6043W2SAT81S20X	6043W2PAT81S20X
47W1					3	6047W1SAT81S20X	6047W1PAT81S20X

For other Power contacts select code from spread sheet

Code	Shellsize	Current rating	Diameter solder pin
59	1-4	15 A	1.90
73	1-4	20 A	2.85
74	1-4	30 A	3.20
75	1-4	40 A	3.75
81	5	20 A	2.85
82	5	30 A	3.20
85	5	30 A	3.20
77	5	40 A	3.75

IP67 Combination D-SUB Connectors
With signal & high power contacts 15 A

Solder pin angled, .338"/8.6 mm
Precision machined contacts, metal bracket with PCB clip

Shell: Brass tin plated
Nickel plated die-cast frame
Quality class 3 (A) = 50 mating cyles
Stainless steel hex bolts are supplied loose
On request:
- *Shell: Stainless steel*
- *Quality class 1 (C) = 500 mating cycles*
- *M3 thread*

Clip for PCB 1.6 mm, 4-40 UNC threaded insert



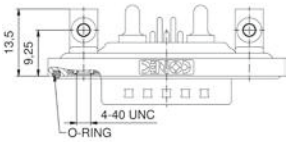

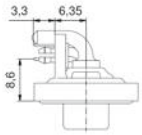

No. of poles	Current rating signal contacts [A]	Current rating high power contacts [A]	Working voltage [V]	UL-File	Quality class	Part No. Socket contact	Part No. Plug contact
5W1	7.5 (UL) / 5 (CSA, VDE)	15	250	E202784	3	6005W1SAT59S40X	6005W1PAT59S40X
7W2					3	6007W2SAT59S40X	6007W2PAT59S40X
11W1					3	6011W1SAT59S40X	6011W1PAT59S40X
9W4					3	6009W4SAT59S40X	6009W4PAT59S40X
13W3					3	6013W3SAT59S40X	6013W3PAT59S40X
17W2					3	6017W2SAT59S40X	6017W2PAT59S40X
21W1					3	6021W1SAT59S40X	6021W1PAT59S40X
13W6					3	6013W6SAT59S40X	6013W6PAT59S40X
17W5					3	6017W5SAT59S40X	6017W5PAT59S40X
21WA4					3	621WA4SAT59S40X	621WA4PAT59S40X
25W3					3	6025W3SAT59S40X	6025W3PAT59S40X
27W2					3	6027W2SAT59S40X	6027W2PAT59S40X
24W7					3	6024W7SAT81S40X	6024W7PAT81S40X
36W4					3	6036W4SAT81S40X	6036W4PAT81S40X
43W2					3	6043W2SAT81S40X	6043W2PAT81S40X
47W1					3	6047W1SAT81S40X	6047W1PAT81S40X

For other Power contacts select code from spread sheet

Code	Shellsize	Current rating	Diameter solder pin
59	1-4	15 A	1.90
73	1-4	20 A	2.85
74	1-4	30 A	3.20
75	1-4	40 A	3.75
81	5	20 A	2.85
82	5	30 A	3.20
85	5	30 A	3.20
77	5	40 A	3.75

Solder pin angled, .417"/10.6 mm
Precision machined contacts, metal bracket

4-40 UNC threaded insert



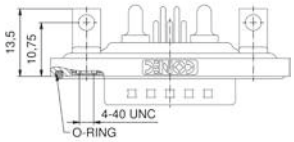

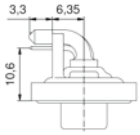

No. of poles	Current rating signal contacts [A]	Current rating high power contacts [A]	Working voltage [V]	UL-File	Quality class	Part No. Socket contact	Part No. Plug contact
5W1	7.5 (UL) / 5 (CSA, VDE)	15	250	E202784	3	6005W1SAU59R20X	6005W1PAU59R20X
7W2					3	6007W2SAU59R20X	6007W2PAU59R20X
11W1					3	6011W1SAU59R20X	6011W1PAU59R20X
9W4					3	6009W4SAU59R20X	6009W4PAU59R20X
13W3					3	6013W3SAU59R20X	6013W3PAU59R20X
17W2					3	6017W2SAU59R20X	6017W2PAU59R20X
21W1					3	6021W1SAU59R20X	6021W1PAU59R20X
13W6					3	6013W6SAU59R20X	6013W6PAU59R20X
17W5					3	6017W5SAU59R20X	6017W5PAU59R20X
21WA4					3	621WA4SAU59R20X	621WA4PAU59R20X
25W3					3	6025W3SAU59R20X	6025W3PAU59R20X
27W2					3	6027W2SAU59R20X	6027W2PAU59R20X
24W7					3	6024W7SAU81R20X	6024W7PAU81R20X
36W4					3	6036W4SAU81R20X	6036W4PAU81R20X
43W2					3	6043W2SAU81R20X	6043W2PAU81R20X
47W1					3	6047W1SAU81R20X	6047W1PAU81R20X

For other Power contacts select code from spread sheet

Code	Shellsize	Current rating	Diameter solder pin
59	1-4	15 A	1.90
73	1-4	20 A	2.85
74	1-4	30 A	3.20
75	1-4	40 A	3.75
81	5	20 A	2.85
82	5	30 A	3.20
85	5	30 A	3.20
77	5	40 A	3.75

IP67 Combination D-SUB Connectors
With signal & high power contacts 15 A

Solder pin angled, .417"/10.6 mm
Precision machined contacts, metal bracket with PCB clip

Clip for PCB 1.6 mm, 4-40 UNC threaded insert



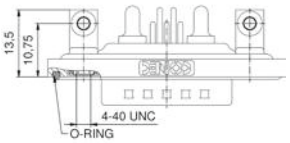

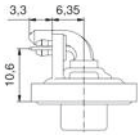

For other Power contacts select code from spread sheet			
Code	Shellsize	Current rating	Diameter solder pin
59	1-4	15 A	1.90
73	1-4	20 A	2.85
74	1-4	30 A	3.20
75	1-4	40 A	3.75
81	5	20 A	2.85
82	5	30 A	3.20
85	5	30 A	3.20
77	5	40 A	3.75

Shell: Brass tin plated
Nickel plated die-cast frame
Quality class 3 (A) = 50 mating cyles
Stainless steel hex bolts are supplied loose
On request:
- *Shell: Stainless steel*
- *Quality class 1 (C) = 500 mating cycles*
- *M3 thread*

No. of poles	Current rating signal contacts [A]	Current rating high power contacts [A]	Working voltage [V]	UL-File	Quality class	Part No. Socket contact	Part No. Plug contact
5W1	7.5 (UL) / 5 (CSA, VDE)	15	250	E202784	3	6005W1SAU59R40X	6005W1PAU59R40X
7W2					3	6007W2SAU59R40X	6007W2PAU59R40X
11W1					3	6011W1SAU59R40X	6011W1PAU59R40X
9W4					3	6009W4SAU59R40X	6009W4PAU59R40X
13W3					3	6013W3SAU59R40X	6013W3PAU59R40X
17W2					3	6017W2SAU59R40X	6017W2PAU59R40X
21W1					3	6021W1SAU59R40X	6021W1PAU59R40X
13W6					3	6013W6SAU59R40X	6013W6PAU59R40X
17W5					3	6017W5SAU59R40X	6017W5PAU59R40X
21WA4					3	621WA4SAU59R40X	621WA4PAU59R40X
25W3					3	6025W3SAU59R40X	6025W3PAU59R40X
27W2					3	6027W2SAU59R40X	6027W2PAU59R40X
24W7					3	6024W7SAU81R40X	6024W7PAU81R40X
36W4					3	6036W4SAU81R40X	6036W4PAU81R40X
43W2					3	6043W2SAU81R40X	6043W2PAU81R40X
47W1					3	6047W1SAU81R40X	6047W1PAU81R40X

IP67 Combination D-SUB Connectors
With signal & high power contacts 15 A

Solder pin angled, .610"/15.5 mm
Precision machined contacts, metal bracket

4-40 UNC threaded insert

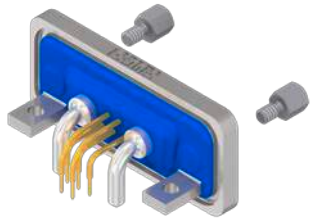

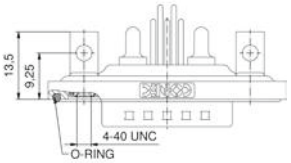

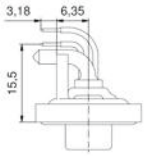

For other Power contacts select code from spread sheet			
Code	Shellsize	Current rating	Diameter solder pin
59	1-4	15 A	1.90
73	1-4	20 A	2.85
74	1-4	30 A	3.20
75	1-4	40 A	3.75
81	5	20 A	2.85
82	5	30 A	3.20
85	5	30 A	3.20
77	5	40 A	3.75

Shell: Brass tin plated
Nickel plated die-cast frame
Quality class 3 (A) = 50 mating cyles
Stainless steel hex bolts are supplied loose
On request:
- *Shell: Stainless steel*
- *Quality class 1 (C) = 500 mating cycles*
- *M3 thread*
- *Shellsize 5 on request*

No. of poles	Current rating signal contacts [A]	Current rating high power contacts [A]	Working voltage [V]	UL-File	Quality class	Part No. Socket contact	Part No. Plug contact
5W1	7.5 (UL) / 5 (CSA, VDE)	15	250	E202784	3	6005W1SAZ59S20X	6005W1PAZ59S20X
7W2					3	6007W2SAZ59S20X	6007W2PAZ59S20X
11W1					3	6011W1SAZ59S20X	6011W1PAZ59S20X
9W4					3	6009W4SAZ59S20X	6009W4PAZ59S20X
13W3					3	6013W3SAZ59S20X	6013W3PAZ59S20X
17W2					3	6017W2SAZ59S20X	6017W2PAZ59S20X
21W1					3	6021W1SAZ59S20X	6021W1PAZ59S20X
13W6					3	6013W6SAZ59S20X	6013W6PAZ59S20X
17W5					3	6017W5SAZ59S20X	6017W5PAZ59S20X
21WA4					3	621WA4SAZ59S20X	621WA4PAZ59S20X
25W3					3	6025W3SAZ59S20X	6025W3PAZ59S20X
27W2					3	6027W2SAZ59S20X	6027W2PAZ59S20X

IP67 Combination D-SUB Connectors
With signal & high power contacts 15 A

Solder pin angled, .610"/15.5 mm
Precision machined contacts, metal bracket with PCB clip

Shell: Brass tin plated
Nickel plated die-cast frame
Quality class 3 (A) = 50 mating cyles
Stainless steel hex bolts are supplied loose
On request:
- *Shell: Stainless steel*
- *Quality class 1 (C) = 500 mating cycles*
- *M3 thread*
- *Shellsize 5 on request*

Clip for PCB 1.6 mm, 4-40 UNC threaded insert



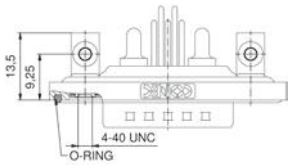

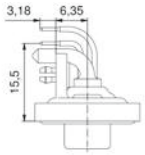

No. of poles	Current rating signal contacts [A]	Current rating high power contacts [A]	Working voltage [V]	UL-File	Quality class	Part No. Socket contact	Part No. Plug contact
5W1	7,5 (UL) / 5 (CSA, VDE)	15	250	E202784	3	6005W1SAZ**59**S40X	6005W1PAZ**59**S40X
7W2					3	6007W2SAZ**59**S40X	6007W2PAZ**59**S40X
11W1					3	6011W1SAZ**59**S40X	6011W1PAZ**59**S40X
9W4					3	6009W4SAZ**59**S40X	6009W4PAZ**59**S40X
13W3					3	6013W3SAZ**59**S40X	6013W3PAZ**59**S40X
17W2					3	6017W2SAZ**59**S40X	6017W2PAZ**59**S40X
21W1					3	6021W1SAZ**59**S40X	6021W1PAZ**59**S40X
13W6					3	6013W6SAZ**59**S40X	6013W6PAZ**59**S40X
17W5					3	6017W5SAZ**59**S40X	6017W5PAZ**59**S40X
21WA4					3	621WA4SAZ**59**S40X	621WA4PAZ**59**S40X
25W3					3	6025W3SAZ**59**S40X	6025W3PAZ**59**S40X
27W2					3	6027W2SAZ**59**S40X	6027W2PAZ**59**S40X

For other Power contacts select code from spread sheet

Code	Shellsize	Current rating	Diameter solder pin
59	1-4	15 A	1.90
73	1-4	20 A	2.85
74	1-4	30 A	3.20
75	1-4	40 A	3.75
81	5	20 A	2.85
82	5	30 A	3.20
85	5	30 A	3.20
77	5	40 A	3.75

IP67 Combination D-SUB Connectors
With high power contacts 10 A

Solder cup straight
Precision machined contacts

Shell: Brass tin plated
Nickel plated die-cast frame
Quality class 3 (A) = 50 mating cyles
Stainless steel hex bolts are supplied loose
On request:
- *Shell: Stainless steel*
- *Quality class 1 (C) = 500 mating cycles*
- *M3 thread*

4-40 UNC threaded insert



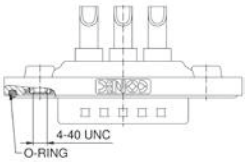

No. of poles	Current rating high power contacts [A]	Working voltage [V]	UL-File	Quality class	Part No. Socket contact	Part No. Plug contact
3W3	10	250	E202784	3	6003W3SXX**61**B30X	6003W3PXX**61**B30X
5W5		250			6005W5SXX**61**B30X	6005W5PXX**61**B30X
8W8		250			6008W8SXX**61**B30X	6008W8PXX**61**B30X

For other Power contacts select code from spread sheet

Code	AWG	Current rating
61	16-20	10 A
62	12-14	20 A

4-40 UNC threaded insert, coded version



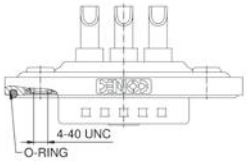

No. of poles	Current rating high power contacts [A]	Working voltage [V]	UL-File	Quality class	Part No. Socket contact	Part No. Plug contact
2W2C	10	250	E202784	3	602W2CSXX**61**B30X	602W2CPXX**61**B30X
3W3C		250			603W3CSXX**61**B30X	603W3CPXX**61**B30X

For other Power contacts select code from spread sheet

Code	AWG	Current rating
61	16-20	10 A
62	12-14	20 A

IP67 Combination D-SUB Connectors
With high power contacts 10 A

Solder pin straight
Precision machined contacts

Shell: Brass tin plated
Nickel plated die-cast frame
Quality class 3 (A) = 50 mating cyles
Stainless steel hex bolts are supplied loose
On request:
- *Shell: Stainless steel*
- *Quality class 1 (C) = 500 mating cycles*
- *M3 thread*

4-40 UNC front, threaded rear spacer clip for PCB 1.6 mm



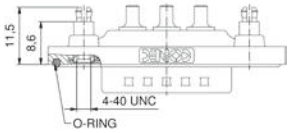

For other Power contacts select code from spread sheet

Code	Current rating	Diameter solder pin
68	20 A	1.95
69	20 A	2.60
70	20 A	2.85
71	30 A	3.18
72	40 A	3.75

No. of poles	*Current rating high power contacts [A]*	*Working voltage [V]*	*UL-File*	*Quality class*	*Part No. Socket contact*	*Part No. Plug contact*
3W3	20	250	E202784	3	6003W3SXX**68**E20X	6003W3PXX**68**E20X
5W5		250			6005W5SXX**68**E20X	6005W5PXX**68**E20X
8W8		250			6008W8SXX**68**E20X	6008W8PXX**68**E20X

4-40 UNC front, threaded rear spacer clip for PCB 1.6 mm, coded version



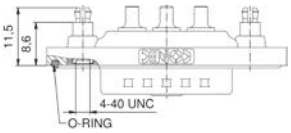

For other Power contacts select code from spread sheet

Code	Current rating	Diameter solder pin
68	20 A	1.95
69	20 A	2.60
70	20 A	2.85
71	30 A	3.18
72	40 A	3.75

No. of poles	*Current rating high power contacts [A]*	*Working voltage [V]*	*UL-File*	*Quality class*	*Part No. Socket contact*	*Part No. Plug contact*
2W2C	20	250	E202784	3	602W2CSXX**68**E20X	602W2CPXX**68**E20X
3W3C		250			603W3CSXX**68**E20X	603W3CPXX**68**E20X

IP67 Combination D-SUB Connectors
With high power contacts 15 A

Solder pin angled
Precision machined contacts, metal bracket

Shell: Brass tin plated
Nickel plated die-cast frame
Quality class 3 (A) = 50 mating cyles
Stainless steel hex bolts are supplied loose
On request:
- *Shell: Stainless steel*
- *Quality class 1 (C) = 500 mating cycles*
- *M3 thread*

4-40 UNC threaded insert



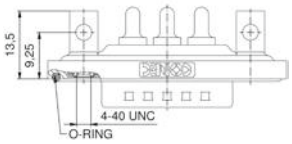

For other Power contacts select code from spread sheet

Code	Shellsize	Current rating	Diameter solder pin
59	1-4	15 A	1.90
73	1-4	20 A	2.85
74	1-4	30 A	3.20
75	1-4	40 A	3.75

No. of poles	*Current rating high power contacts [A]*	*Working voltage [V]*	*UL-File*	*Quality class*	*Part No. Socket contact*	*Part No. Plug contact*
3W3	15	250	E202784	3	6003W3SXX**59**S20X	6003W3PXX**59**S20X
5W5		250			6005W5SXX**59**S20X	6005W5PXX**59**S20X
8W8		250			6008W8SXX**59**S20X	6008W8PXX**59**S20X

4-40 UNC threaded insert, coded version



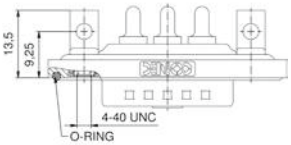

For other Power contacts select code from spread sheet

Code	Shellsize	Current rating	Diameter solder pin
59	1-4	15 A	1.90
73	1-4	20 A	2.85
74	1-4	30 A	3.20
75	1-4	40 A	3.75

2W2C	15	250	E202784	3	602W2CSXX**59**S20X	602W2CPXX**59**S20X
3W3C		250			603W3CSXX**59**S20X	603W3CPXX**59**S20X

Solder pin angled
Precision machined contacts, metal bracket with PCB clip

Clip for PCB 1.6 mm, 4-40 UNC threaded insert



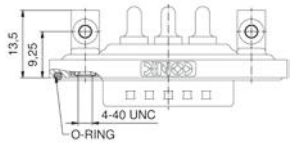

For other Power contacts select code from spread sheet

Code	Shellsize	Current rating	Diameter solder pin
59	1-4	15 A	1.90
73	1-4	20 A	2.85
74	1-4	30 A	3.20
75	1-4	40 A	3.75

3W3	15	250	E202784	3	6003W3SXX**59**S40X	6003W3PXX**59**S40X
5W5		250			6005W5SXX**59**S40X	6005W5PXX**59**S40X
8W8		250			6008W8SXX**59**S40X	6008W8PXX**59**S40X

IP67 Combination D-SUB Connectors
With high power contacts 15 A

Solder pin angled
Precision machined contacts, metal bracket with PCB clip

Clip for PCB 1.6 mm, 4-40 UNC threaded insert, coded Version

Shell: Brass tin plated
Nickel plated die-cast frame
Quality class 3 (A) = 50 mating cyles
Stainless steel hex bolts are supplied loose
On request:
- *Shell: Stainless steel*
- *Quality class 1 (C) = 500 mating cycles*
- *M3 thread*



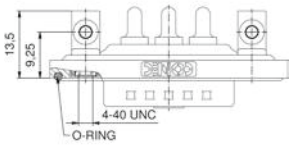

No. of poles	Current rating high power contacts [A]	Working voltage [V]	UL-File	Quality class	Part No. Socket contact	Part No. Plug contact
2W2C	15	250	E202784	3	602W2CSXX59S40X	602W2CPXX59S40X
3W3C		250			603W3CSXX59S40X	603W3CPXX59S40X

For other Power contacts select code from spread sheet

Code	Shellsize	Current rating	Diameter solder pin
59	1-4	15 A	1.90
73	1-4	20 A	2.85
74	1-4	30 A	3.20
75	1-4	40 A	3.75

IP67 Combination D-SUB Connectors
Without frame, with signal & high power contacts 20 A

Solder cup straight
Precision machined contacts, design for use with hood

Through-hole Ø 3 mm

Shell: Brass tin plated
Quality class 3 (A) = 50 mating cyles
On request:
- *Shell: Stainless steel*
- *Quality class 1 (C) = 500 mating cycles*



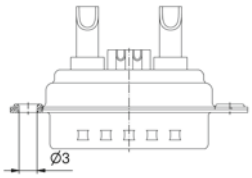

No. of poles	Current rating signal contacts [A]	Current rating high power contacts [A]	Working voltage [V]	UL-File	Quality class	Part No. Socket contact	Part No. Plug contact
9W4	75 (UL) / 5 (CSA VDE)	10	250	E202784	3	4005W1SAM61A10X	4005W1PAM61A10X
7W2					3	4007W2SAM61A10X	4007W2PAM61A10X
17W5					3	4011W1SAM61A10X	4011W1PAM61A10X
9W4					3	4009W4SAM61A10X	4009W4PAM61A10X
21W1					3	4013W3SAM61A10X	4013W3PAM61A10X
24W7					3	4017W2SAM61A10X	4017W2PAM61A10X
27W2					3	4021W1SAM61A10X	4021W1PAM61A10X
24W7					3	4013W6SAM61A10X	4013W6PAM61A10X
25W3					3	4017W5SAM61A10X	4017W5PAM61A10X
21WA4					3	421WA4SAM61A10X	421WA4PAM61A10X
43W2					3	4025W3SAM61A10X	4025W3PAM61A10X
47W1					3	4027W2SAM61A10X	4027W2PAM61A10X
36W4					3	4024W7SAM61A10X	4024W7PAM61A10X
21WA4					3	4036W4SAM61A10X	4036W4PAM61A10X
43W2					3	4043W2SAM61A10X	4043W2PAM61A10X
47W1					3	4047W1SAM61A10X	4047W1PAM61A10X

For other Power contacts select code from spread sheet

Code	AWG	Current rating
61	16-20	10 A
62	12-14	20 A

IP67 Combination D-SUB Connectors
Without frame, with high power contacts 10 A

Solder cup straight
Precision machined contacts, design for use with hood

Shell: Brass tin plated
Quality class 3 (A) = 50 mating cyles
On request:
- *Shell: Stainless steel*
- *Quality class 1 (C) = 500 mating cycles*

Through-hole Ø 3 mm



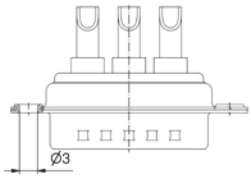

For other Power contacts select code from spread sheet		
Code	AWG	Current rating
61	16-20	10 A
62	12-14	20 A

No. of poles	Current rating high power contacts [A]	Working voltage [V]	UL-File	Quality class	Part No. Socket contact	Part No. Plug contact
8W8	10	250	E202784	3	4003W3SXX61A10X	4003W3PXX61A10X
11W1		250			4005W5SXX61A10X	4005W5PXX61A10X
13W3		250			4008W8SXX61A10X	4008W8PXX61A10X

Through-hole Ø 3 mm, coded version



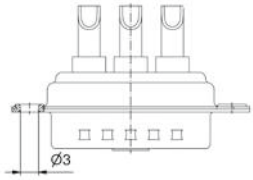

For other Power contacts select code from spread sheet		
Code	AWG	Current rating
61	16-20	10 A
62	12-14	20 A

No. of poles	Current rating high power contacts [A]	Working voltage [V]	UL-File	Quality class	Part No. Socket contact	Part No. Plug contact
2W2C	10	250	E202784	3	402W2CSXX61A10X	402W2CPXX61A10X
3W3C		250			403W3CSXX61A10X	403W3CPXX61A10X

IP67 Combination D-SUB Connectors
Front panel mounting, with signal & high power contacts

Solder cup straight
Precision machined contacts

Shell: Brass tin plated
Nickel plated die-cast frame
Quality class 3 (A) = 50 mating cyles
Stainless steel hex bolts are supplied loose
On request:
- *Shell: Stainless steel*
- *Quality class 1 (C) = 500 mating cycles*
- *M3 thread*

Front spacer 4-40 UNC



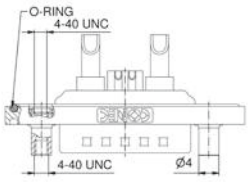

For other Power contacts select code from spread sheet		
Code	AWG	Current rating
61	16-20	10 A
62	12-14	20 A

No. of poles	Current rating signal contacts [A]	Current rating high power contacts [A]	Working voltage [V]	UL-File	Quality class	Part No. Socket contact	Part No. Plug contact
5W1	7.5 (UL) / 5 (CSA, VDE)	10	250	E202784	3	6005W1SAM61B50X	6005W1PAM61B50X
7W2					3	6007W2SAM61B50X	6007W2PAM61B50X
11W1					3	6011W1SAM61B50X	6011W1PAM61B50X
9W4					3	6009W4SAM61B50X	6009W4PAM61B50X
13W3					3	6013W3SAM61B50X	6013W3PAM61B50X
17W2					3	6017W2SAM61B50X	6017W2PAM61B50X
21W1					3	6021W1SAM61B50X	6021W1PAM61B50X
13W6					3	6013W6SAM61B50X	6013W6PAM61B50X
17W5					3	6017W5SAM61B50X	6017W5PAM61B50X
21WA4					3	621WA4SAM61B50X	621WA4PAM61B50X
25W3					3	6025W3SAM61B50X	6025W3PAM61B50X
27W2					3	6027W2SAM61B50X	6027W2PAM61B50X
24W7					3	6024W7SAM61B50X	6024W7PAM61B50X
36W4					3	6036W4SAM61B50X	6036W4PAM61B50X
43W2					3	6043W2SAM61B50X	6043W2PAM61B50X
47W1					3	6047W1SAM61B50X	6047W1PAM61B50X

IP67 Combination D-SUB Connectors 20 A
Front panel mounting, with high power contacts

Solder cup straight
Precision machined contacts

Shell: Brass tin plated
Nickel plated die-cast frame
Quality class 3 (A) = 50 mating cyles
Stainless steel hex bolts are supplied loose
On request:
- *Shell: Stainless steel*
- *Quality class 1 (C) = 500 mating cycles*
- *M3 thread*

Front spacer 4-40 UNC



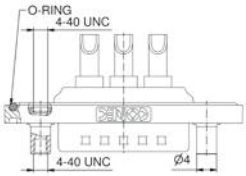

No. of poles	Current rating high power contacts [A]	Working voltage [V]	UL-File	Quality class	Part No. Socket contact	Part No. Plug contact
3W3	10	250	E202784	3	6003W3SXX**61**B50X	6003W3PXX**61**B50X
5W5		250			6005W5SXX**61**B50X	6005W5PXX**61**B50X
8W8		250			6008W8SXX**61**B50X	6008W8PXX**61**B50X

For other Power contacts select code from spread sheet

Code	AWG	Current rating
61	16-20	10 A
62	12-14	20 A

Front spacer 4-40 UNC, coded version



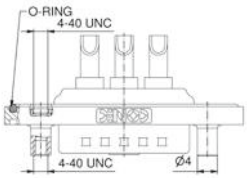

No. of poles	Current rating high power contacts [A]	Working voltage [V]	UL-File	Quality class	Part No. Socket contact	Part No. Plug contact
2W2C	10	250	E202784	3	602W2CSXX**61**B50X	602W2CPXX**61**B50X
3W3C		250			603W3CSXX**61**B50X	603W3CPXX**61**B50X

For other Power contacts select code from spread sheet

Code	AWG	Current rating
61	16-20	10 A
62	12-14	20 A