







# Panel mounted inlets

to DIN VDE 0623, EN 60309-2. Other voltages and frequencies available on request.

Image	Title / description	Ampere	Poles	110V 50 a. 60 Hz			230V 50 a. 60 Hz			400V 50 a. 60 Hz			500V 50 a. 60 Hz			>50 - 500V 100 - 300 Hz			>50 - 500V >300 - 500 Hz				
				3p 4h	4p 4h	5p 4h	3p 6h	4p 9h	5p 9h	3p 9h	4p 6h	5p 6h	3p 7h	4p 7h	5p 7h	3p 10h	4p 10h	5p 10h	3p 2h	4p 2h	5p 2h		
				Part numbers																			
	<b>Panel mounted inlet</b> 16A: flange 66 x 66 mm, fixing distance 52 x 52 mm 32A: flange 72 x 72 mm, fixing distance 60 x 60 mm  ⚠ IP 44 Std. Pack. Qty: 10 Dimensions: page 14	16	5							1408													
		32	5							1409													
		A retaining device to match the hinged lid of the connector must be provided to ensure the latching feature.																					
	<b>Panel mounted inlet</b> flange 75 x 75 mm, fixing distance 60 x 60 mm  ⚠ IP 44 Std. Pack. Qty: 10 Dimensions: page 14	16	5							853													
		A retaining device to match the hinged lid of the connector must be provided to ensure the latching feature.																					
			<b>Panel mounted inlet</b> with nickel plated contacts  ⚠ IP 44 Std. Pack. Qty: 10 Dimensions: page 14	16	3	810	812																
16	4				837	813	814																
16	5					815																	
32	3			816	817																		
32	4				838	819	820																
32	5					821																	
A retaining device to match the hinged lid of the connector must be provided to ensure the latching feature.																							
	<b>Panel mounted inlet</b> with highly heat resistant contact carrier and nickel plated contacts  ⚠ IP 44 Std. Pack. Qty: 5 Dimensions: page 14	63	3	822	1981																		
		63	4		1984	1982	824																
		63	5			1688																	
A retaining device to match the hinged lid of the connector must be provided to ensure the latching feature.																							
	<b>Panel mounted inlet</b> with nickel plated contacts  ⚠ IP 67 Std. Pack. Qty: 10 Dimensions: page 14	16	3	825	826																		
		16	4		839	827	828																
		16	5			829																	
		32	3	830	831																		
		32	4		840	832	833																
		32	5			834																	
A retaining device to match the hinged lid of the connector must be provided to ensure the latching feature.																							
	<b>Panel mounted inlet</b> with highly heat resistant contact carrier and nickel plated contacts  ⚠ IP 67 Std. Pack. Qty: 5 Dimensions: page 14	63	3	835	836																		
		63	4		3704	3656	3657																
		63	5			3658																	
		125	3		3665																		
		125	4		3413	3583	3600																
		125	5			1983																	
63A: A retaining device to match the hinged lid of the connector must be provided to ensure the latching feature.																							

Service

Sockets

Plugs and connectors

Combination units

Special plugs and sockets,  
accessories