


M 23 RJ 45 CONNECTORS

The connector series M 23 RJ 45 stands for safe data transfers with smallest space requirement in rough industrial environments. Here industrial patch cable can be used that the M 23 RJ 45 integrates in the body of an adaptor. The system achieves an excellent strain relief and complies with the protection class IP 67.

- // Industry suited system for safe data transfer
- // Integration of industrial patch cable
- // Screw lock
- // Suitable as maintenance interface



Product overview



Mechanical Data	Materials and Technical Data
Housing	Brass Alloy, Die Cast
Housing Surface	Nickel Plated
Inserts (for contacts)	PBT UL-94 V0, PA 6
Contacts	Brass Alloy
Contact Surface at point of contact	Depends on RJ 45 type used
Seals / O-Rings	NBR Viton® (FKM / FPM)
Temperature Range	Depends on RJ 45 type used
Degree of Protection	IP 67 per EN 60529 (mated)
Cable diameter range	3 – 7 / 7 – 12 / 11 – 17mm
Number of Positions	4 / 6 / 8 poles, optional 4 + 2 / 6 + 2 / 8 + 2
Nominal Current ¹⁾ [A]	Depends on RJ 45 type used
Nominal Voltage ²⁾ [V~]	Depends on RJ 45 type used
Test Voltage [V~]	Depends on RJ 45 type used
Insulation Resistance [Ω]	Depends on RJ 45 type used
Max. Crossover Resistance [mΩ]	Depends on RJ 45 type used
Max. Data Rate	Depends on RJ 45 type used, IAW Cat 5/5e/6a

^{1), 2)} see Technical Information page 18



Housings

Straight Connector Female Thread

Cable-Ø	Part Number
3 – 7 mm (.12 - .28")	7.R10.400.000

Connector with insert for patch cable

Suitable patch cable and plugs can be recommended.

▶ 83 ▶ 81

Straight Connector Male Thread

Cable-Ø	Part Number
3 – 7 mm (.12 - .28")	7.R20.408.000

Incl. 8 poles coupler, fully occupied

▶ 84 ▶ 81

Panel Connector Front Mount, dip solder insert

Type	Part Number
4 holes 2.7 mm, Flange Incl. 8 poles dip solder insert	7.R40.008.000
4 holes 2.7 mm, Flange Incl. 8 + 2 poles dip solder insert	7.R40.082.000

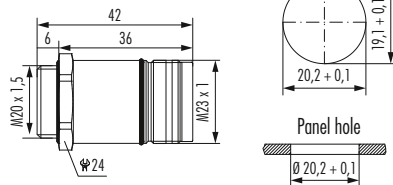
▶ 81

Panel Connector, Front Mount

Type	Part Number
with vibration protection 4 holes 2.7 mm, Flange Incl. 8 poles coupler, fully occupied	7.R41.008.000

▶ 81

Single Hole Panel Connector



Type

Part Number

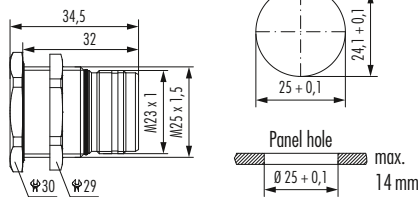
Front Mount

M 20 x 1,5 thread7.R42.008.000
Incl. 8 poles coupler, fully occupied

Optional: Gasket M 20 x 1,5, Locking Nut



Single Hole Panel Connector



Type

Part Number

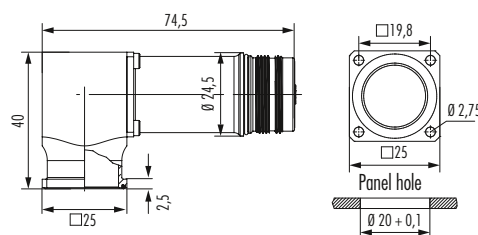
Rear Mount

M 25 x 1,5 thread7.R50.008.000
Incl. 8 poles coupler, fully occupied

M 25 x 1,5 Locking Nut included.



Right Angle Panel Connector, Male Thread



Type

Part Number

300° rotatable, locking screw at flange

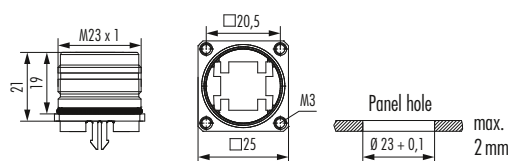
4 holes 2.7 mm, Flange7.R43.108.000
Incl. 8 poles coupler, fully occupied

Optional: Gasket

Simple installation with M 2.5 screws



Panel Connector Rear Mount, dip solder insert



Type

Part Number

4x M 3 thread, Flange7.R45.008.000
Incl. 8 poles dip solder insert

4x M 3 thread, Flange7.R45.082.000
Incl. 8 + 2 poles dip solder insert

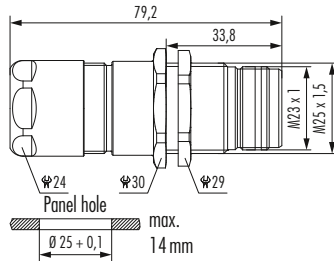


¹ upon request



Housings

Single Hole Panel Connector with strain relief



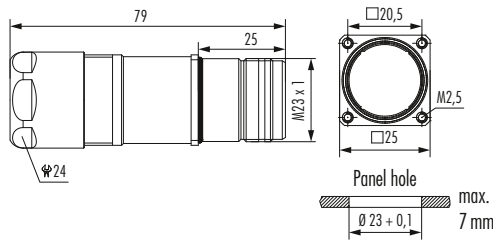
Cable-Ø

Part Number

Single Hole, Rear Mount, M 25 x 1,5 thread
 3 – 7 mm (.12 - .28")7.R52.408.000
 Incl. 8 poles coupler, fully occupied
 M 25 x 1,5 Locking Nut included



Panel Connector with strain relief










Cable-Ø

Part Number

4x M 2,5 thread, Flange, Rear Mount
 3 – 7 mm (.12 - .28")7.R47.408.000
 Incl. 8 poles coupler, fully occupied





Accessories	Type	Part Number
	Plastic protective cap for connectors with male thread7.000.900.101 with female thread7.000.900.102	
	Brass protective cap for connectors with female thread7.010.900.183	
	Brass protective cap for connectors with male thread7.010.900.102	
	Brass protective cap with chain for connectors with female thread Length 70 mm7.010.950.783 Length 100 mm7.010.951.083	
	Brass protective cap with chain for connectors with male thread Length 70 mm7.010.950.702 Length 100 mm7.010.951.002	
	Adaptor flange for Straight Connectors7.010.900.128	
	Conduit adaptor Poleon DN 127.010.900.205 Poleon DN 147.010.900.207 Poleon DN 177.010.900.209	

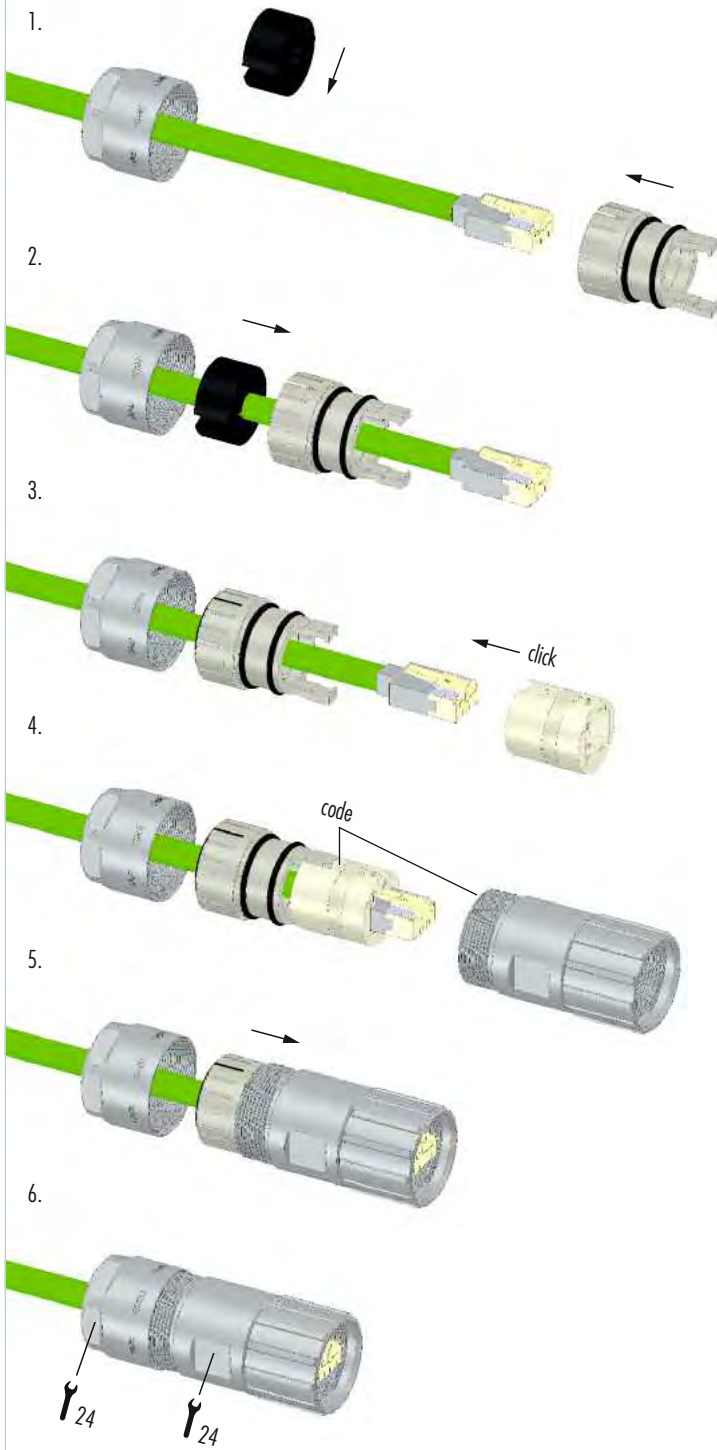


Accessories

Accessories	Type	Part Number
	Suitable patch cable	on request
	Field attachable RJ45 connector 8-pole 8+2-poleA7RJ-081M41A7RJ-821M51
	Screw Tool, adjustable 0.5 – 1.7 Nm	7.010.900.190
	Tool Adapter for tightening or loosening knurled nuts for M23	7.010.900.192



Straight Connector, Female Thread



M12

M16

M23 PoE

M23 RJ45

M23 Signal

M27 Signal

M23 Power

M40 Power

INOX

Moulded Cordsets

Customized



Assembly Instructions

Male Threaded Connector

