

# 7/8" HARAX®

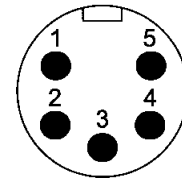


**Specifications** IEC 60 352-4  
DIN 61984

**Approval** , VDE



Mating face



Mating face  
acc. to IEC 61076-2-101

## Technical characteristics 7/8" HARAX®

Type	7/8" HARAX®
------	-------------

### General data

Conductor cross section	0.75 - 1.5 mm <sup>2</sup> AWG 18-16
Diameter of individual strands	≥ 0.15 mm
Conductor insulation material	PVC, PP, TPE
Conductor diameter	≤ 2.8 mm
Cable diameter	6.8 - 9.5 mm (black) 9 - 12.5 mm (grey)
Temperature range	-40 °C ... +85 °C
Temperature during connection	-5 °C ... +50 °C
Degree of protection	IP65 / IP67
Mating cycles	100
Recommended tightening torque / Hexagonal wrench	1.5 Nm / SW 22

### Electrical characteristics

Rated current	10 A
Rated voltage	230 V / 400 V
Rated impulse voltage	4.8 kV
Contact resistance	10 mΩ
Insulation resistance	10 <sup>8</sup> Ω
Pollution degree	3
Overvoltage category	3
Isolation group	1

### Materials

Contact material	Copper alloy
Contact plating	Gold
Contact carrier material	TPU, PA
Housing material	TPU, zinc die-cast, PA

## Technical characteristics – System cables, 7/8" HARAX®

Degree of protection	IP67
Temperature range	
applies to moved cable	-20 °C ... +80 °C
cables permanently installed	-50 °C ... +80 °C
Rated current	max. 8 A every contact (+40 °C)
Rated voltage	230 / 400 V
Rated impulse voltage	3 kV
Pollution degree	3
Material group	Category I acc. to IEC 60664-1

### Cable data

Jacket material	PUR
Jacket colour	grey
Wire isolation	TPM
Wire colours	brown, white, blue, black, green/yellow
Wire gauge	5 x 1.5 mm <sup>2</sup>
Standards	UL / CSA

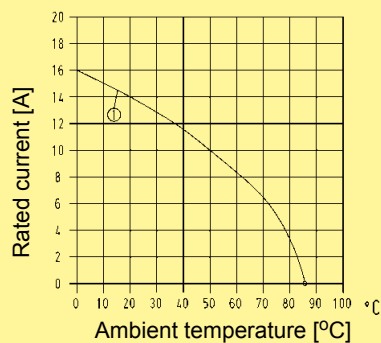
## Technical characteristics 7/8" HARAX®

**Current carrying capacity** The current carrying capacity is limited by maximum temperature of materials for inserts and contacts including terminals. The current capacity-curve is valid for continuous, not interrupted current-loaded contacts of connectors when simultaneous power on all contacts is given, without exceeding the maximum temperature.

Control and test procedures according to DIN IEC 60512-5.

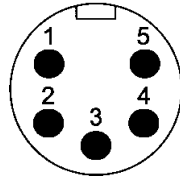
7/8"

1 = Wire gauge 0.75 mm<sup>2</sup> /  
1.5 mm<sup>2</sup>





Mating face



Mating face  
acc. to IEC 61076-2-101



## Applications / Advantages

- The reliable connector for power applications
- Patent HARAX® fast termination
- Overmoulded system cables in various lengths
- Robust design, quick assembly

05

Identification

Part No.

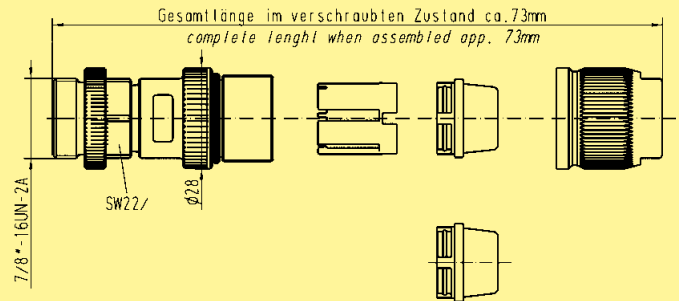
Drawing

Dimensions in mm

7/8" HARAX® Male

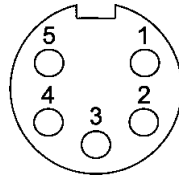


21 04 116 1505





Mating face



Mating face  
acc. to IEC 61076-2-101



Identification

Part No.

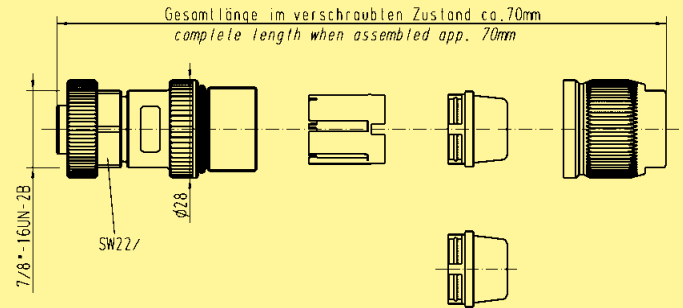
Drawing

Dimensions in mm

7/8" HARAX® Female

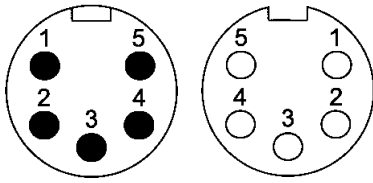


21 04 116 2505



05

Mating face



Mating face  
acc. to IEC 61076-2-101



## Technical characteristics

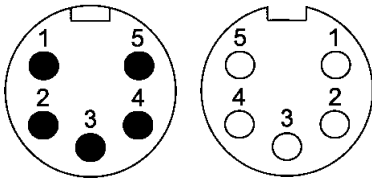
Degree of protection	IP67
Temperature range	
applies to moved cable	-20 °C ... +80 °C
cables permanently installed	-50 °C ... +80 °C
Rated current	max. 8 A every contact (+40 °C)
Rated voltage	230 / 400 V
Rated impulse voltage	3 kV
Pollution degree	3
Material group	Category I acc. to IEC 60664-1
Cable data	
Jacket material	PUR
Jacket colour	grey
Wire isolation	TPM
Wire colours	brown, white, blue, black, green/yellow
Wire gauge	5 x 1.5 mm <sup>2</sup>
Standards	UL / CSA

05

# 7/8" System cables



Mating face



Mating face  
acc. to IEC 61076-2-101

## Overview system cables 7/8"

		Number of contacts		Male 7/8"					
				straight		angled			
Female 7/8"	straight		0.3 m	21 04 416 1501		Cable material: PUR	xxx		
			0.6 m	21 04 416 1502			xxx		
			1.0 m	21 04 416 1503			xxx		
			1.5 m	21 04 416 1504			xxx		
			2.0 m	21 04 416 1505			xxx		
	angled		xxx	0.3 m	21 04 416 3501		Cable material: PUR	0.3 m	21 04 416 3501
			xxx	0.6 m	21 04 416 3502			0.6 m	21 04 416 3502
			xxx	1.0 m	21 04 416 3503			1.0 m	21 04 416 3503
			xxx	1.5 m	21 04 416 3504			1.5 m	21 04 416 3504
			xxx	2.0 m	21 04 416 3505			2.0 m	21 04 416 3505
				Female 7/8"					
				straight		angled			
				Cable material: PUR		Cable material: PUR			
Open end		1.5 m	21 04 516 2501	1.5 m	21 04 516 4501				
		3.0 m	21 04 516 2502	3.0 m	21 04 516 4502				
		5.0 m	21 04 516 2503	5.0 m	21 04 516 4503				
		7.5 m	21 04 516 2504	7.5 m	21 04 516 4504				
		10.0 m	21 04 516 2505	10.0 m	21 04 516 4505				

05

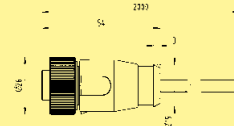


Identification	Part No.	Drawing	Dimensions in mm
----------------	----------	---------	------------------

Overmoulded cordsets 7/8"  
Female straight  
3 poles

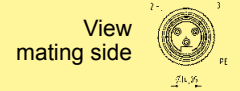
Length: 2.0 m

21 04 516 2302



■ 1. Cable  
 ■ 2. Cable  
 ■ 3. Cable

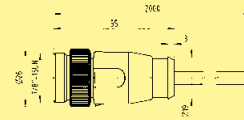
Schematic diagram



Overmoulded cordsets 7/8"  
Male straight  
4 poles

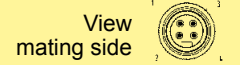
Length: 2.0 m

21 04 516 1402



■ 1. Cable  
 ■ 2. Cable  
 ■ 3. Cable  
 ■ 4. Cable

Schematic diagram



05

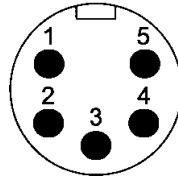




# 7/8" Panel feed-through



Mating face



Mating face  
acc. to IEC 61076-2-101



Identification

Part No.

Drawing

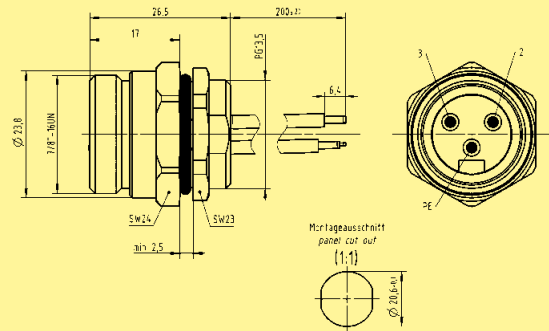
Dimensions in mm

## 7/8" Panel feed-through

20 cm conductors, AWG 18, 1 mm<sup>2</sup>, 3 poles

Male

21 04 316 1305



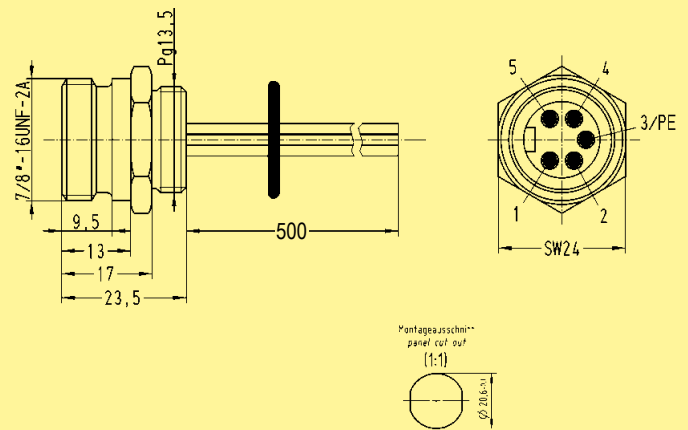
05

## 7/8" Panel feed-through

50 cm conductors, AWG 18, 1 mm<sup>2</sup>, 5 poles

Male

21 04 316 1505



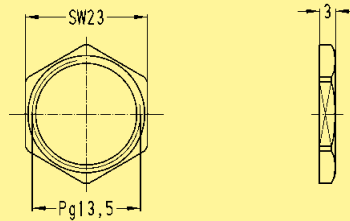


Identification	Part No.	Drawing	Dimensions in mm
----------------	----------	---------	------------------

Lock nut Pg 13.5  
nickel plated



21 01 000 0020



05

7/8"  
dynamometric screwdriver  
Tightening torque 1.5 Nm

for 7/8" SW 23

09 99 000 0395

